

Moduline® standard inserts are fully interchangeable with all **FMCA Series, AW Series, and LE Series** product. Most Moduline® Plus and Moduline® Custom inserts can also be used. The table below will help in selecting the insert Type you need. Please call our technical support staff for free application assistance. We welcome the opportunity to serve you.

Important Note: Connector compatibility

Type 1, Type 2, Type 3, and Type 4 Moduline® inserts accept connectors compatible with Switchcraft D*F style mounting configurations
Type K and Type L inserts accept connectors compatible with “universal” style mounting configurations (Neutrik NC*D, locking quarter inch, Speakon connectors, and similar connector types by Cliff, DGS, Image, etc.).
MultiPunch® positions accept 1/4”, RCA phono, F video, or with minor modification, a wide range of other industry standard connectors - see reverse side for details.

Moduline Standard *Standard Inserts*

Type 1

One D*F/One MultiPunch® position



Type 2

Two D*F/Two MultiPunch® positions



Type 3

Three D*F/One MultiPunch® positions




Type 4

Four D*F positions




Type 8

Blank insert (for custom configurations)



Type 9

Four MultiPunch® positions



Type K

Four “universal” connector positions (Neutrik NC*D series, Speakon NL4MP style, etc.) *call for compatibility details*



Moduline Plus *Additional feature inserts*


Type Q

Two RJ11/RJ45 positions



Type V

Five BNC panel mount connector positions for R,G,B, sync, composite or horizontal w/ integral ColorCode ID system



Moduline Options *Factory modifications that occupy one insert space and fit only FMCA Series product.*

Type R

UL® listed 120 VAC duplex power receptacle *includes receptacle, cover plate & all hardware to connect to power system*



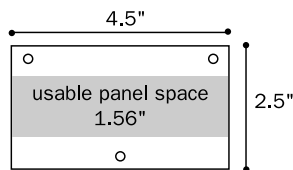
A&E Specification for Type R insert

The Floor Mounted Connector Assembly shall be equipped with one UL® Listed 120 VAC power receptacle. Power connection shall be completely isolated from any adjacent low voltage or similar signal circuits by a continuous metallic barrier. Power receptacle, related supports, metallic barrier and flexible connection shall be an integral component of Floor Mounted Connector Assembly basket. UL® Listed 120 VAC power receptacle shall be Mystery Electronics Type R Moduline® option insert.

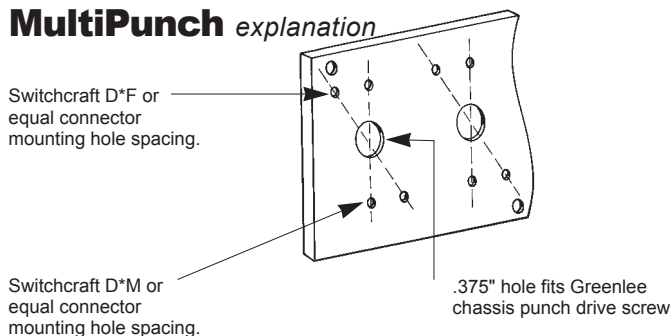
Moduline Custom *Custom inserts*

Laser cut 14 gauge custom inserts are available in any configuration that will fit in the usable space as shown at left. Please contact the factory for all your custom insert requirements.

Dimensional Data: *all dimensions nominal*



MultiPunch *explanation*



Available on selected Mystery Electronics products, the MultiPunch® hole pattern allows uniform installation of a wide variety of connectors and devices. With only minor modification, industry standards such as Switchcraft D*F & D*M, Cannon XLR, 1/4" phone, Mini "D*F & D*M, "F" type video, BNC, switches, fuseholders, lamps, and indicators, etc., can be combined on the same insert panel. Spacing of all connectors, plus mounting holes for male and female Switchcraft "D" style connectors are pre-punched. Perfect alignment is maintained, without tedious work by shop or field personnel. Enlarging the connector center hole, which is sized for a Greenlee punch drivescrew (.375") is all that is needed to affix the desired connector/device. MultiPunch® makes skewed, crooked connectors a thing of the past. Installation is fast and easy. MultiPunch® means simplified parts inventory, streamlined installs and more profit realized!