

## TC series • Twin Connector Assembly

The compact and versatile TC series provides recessed mounting of connectors almost anywhere. With the same construction and finish as our FMCA series, the TC can be floor-mounted with confidence. Its small size also makes it an excellent choice for mounting in walls or furniture. The slotted cover accommodates cables

up to 1/4" diameter, and is available in satin black or solid satin brass. The TC20 is also ideal for mounting connectors and cables in stairs. It provides connector concealment in a box that mounts flush on the face of most stair risers, where the low cable exit minimizes the trip hazard.



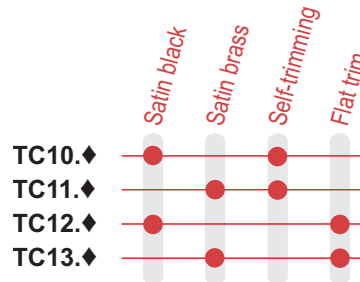
TC10



TC20

### TC10

Accepts one DuoLine Insert. Specify type in place of ♦ in model number below.



Satin black ceramic-plastic finish on an 11 gauge steel cover  
Satin brass hand finished 11 gauge solid brass cover

Self-trimming beveled edge, installs on top of carpet or hard surface  
Flat trim use only when cover is recessed into hard surface

Nominal size: 7"x5"x2 1/2" without backbox  
Backbox: BBTC1 order separately (page 13)

### TC20


Accepts two DuoLine Inserts. Specify type in place of each ♦ in model number below.

TC20.♦♦ satin black  
TC21.♦♦ satin brass - special order

Nominal size: 11 3/4"x5"x2 1/2" without backbox  
Backbox: BBTC2 order separately (page 13)

# DuoLine Inserts


DuoLine Inserts are fully interchangeable within the TC series. Select one of the stock inserts below, or let us create a custom insert for you. Connectors (page 14)




Type A



Type B




Type E



Type F



Type G



Type C

and Labeling (page 15) are available for all DuoLine Inserts. We would be happy to help you with your application. Please call us for free assistance.

## DuoLine Standard - *included in base cost*

**Type A** Punched for 1ea XLR

**Type B** Punched for 2ea XLR

**Type E** Punched for 2ea MultiPunch

**Type F** Blank insert w/ 3ea pilot holes

### Connector compatibility:

Type A and Type B inserts have a unique reversible hole pattern that accepts either Switchcraft® style or Neutrik® style XLR connectors.

For an explanation of MultiPunch see page 7.

## DuoLine Plus - *additional cost*

**Type G** Punched for 1ea XLR, 1ea VGA with pilot hole for optional 3.5mm.

## DuoLine Custom - *additional cost*

**Type C** Laser-cut to your specifications. Usable space is 2.35" w x 2.125" h. *Fax a sketch or call for details.*