
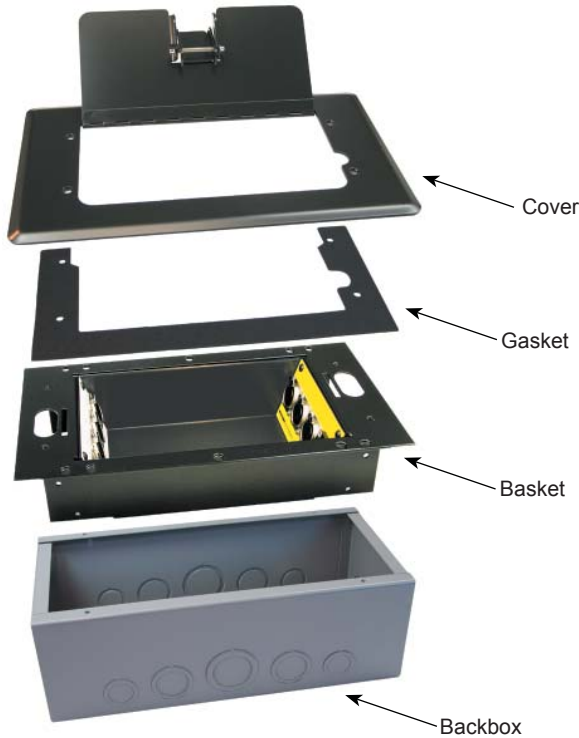


FMCA series • Floor Mount Connector Assembly



The FMCA series combines easy installation, high capacity, and long-term value in a recessed floor box system. The modular design comes in three sizes and six cover styles. With pre-punched ModuLine connector inserts, thousands of combinations are available from stock. The FMCA can be further tailored to your specifications with laser-cut inserts and custom labeling. Selected connectors are in stock, and backboxes are available for construction rough-in.

FMCA 1000 series

Accepts one ModuLine Insert (page 7). Specify type in place of ♦ in model number below.


	Satin black	Satin brass	Stainless steel	Self-trimming	Flat trim	Cable slot	Cable door
FMCA100♦	●			●		●	
FMCA110♦		●		●		●	
FMCA120♦	●				●	●	
FMCA130♦		●			●	●	
FMCA140♦	●			●			●
FMCA180♦			●	●			●

- Satin black** ceramic-plastic finish on an 11 gauge steel cover
- Satin brass** hand finished 11 gauge solid brass cover
- Stainless steel** brush finish 11 gauge stainless steel cover
- Self-trimming** beveled edge, installs on top of carpet or hard surface
- Flat trim** use only when cover is recessed into hard surface
- Cable slot** allows 4 cables up to 1/4" diameter per slot
- Cable door** allows up to 1" cable

Nominal size 8"x8"x4" without backbox
Backbox: BB1000 order separately (page 13)



FMCA2400



FMCA3800

FMCA 2000 series

Accepts two ModuLine Inserts (page 7). Specify type in place of each ♦ in model number below.

	Satin black	Satin brass	Stainless steel	Self-trimming	Flat trim	Cable slots	Cable door
FMCA20♦♦	●			●		●	
FMCA21♦♦		●		●		●	
FMCA22♦♦	●				●	●	
FMCA23♦♦		●			●	●	
FMCA24♦♦	●			●			●
FMCA28♦♦			●	●			●

- Satin black** ceramic-plastic finish on an 11 gauge steel cover
- Satin brass** hand finished 11 gauge solid brass cover
- Stainless steel** brush finish 11 gauge stainless steel cover
- Self-trimming** beveled edge, installs on top of carpet or hard surface
- Flat trim** use only when cover is recessed into hard surface
- Cable slots** allows 4 cables up to ¼" diameter per slot
- Cable door** allows up to 1" cable

Nominal size 14"x8"x2½" without backbox
 HandHold Option is available. See page 6.
 Backbox: BB2000, BB2000D order separately (page 13)

FMCA 3000 series

Accepts four ModuLine Inserts (page 7). Specify type in place of each ♦ in model number below.

	Satin black	Satin brass	Stainless steel	Self-trimming	Flat trim	Cable slots	Cable door
FMCA30♦♦-♦♦	●			●		●	
FMCA31♦♦-♦♦		●		●		●	
FMCA32♦♦-♦♦	●				●	●	
FMCA33♦♦-♦♦		●			●	●	
FMCA34♦♦-♦♦	●			●			●
FMCA38♦♦-♦♦			●	●			●

- Satin black** ceramic-plastic finish on an 11 gauge steel cover
- Satin brass** hand finished 11 gauge solid brass cover
- Stainless steel** brush finish 11 gauge stainless steel cover
- Self-trimming** beveled edge, installs on top of carpet or hard surface
- Flat trim** use only when cover is recessed into hard surface
- Cable slots** allows 4 cables up to ¼" diameter per slot
- Cable door** allows up to 1" cable

Nominal size 14"x14"x2½" without backbox
 HandHold Option is available. See page 6.
 Backbox: BB3000, BB3000D order separately (page 13)

ModuLine Inserts and Power Option

ModuLine Standard inserts are fully interchangeable within the FMCA series and AW series products. In most instances the ModuLine Plus and ModuLine Custom inserts can also be used. The table below will help in



Type 1 / Type 5



Type 2 / Type 6




Type 3 / Type 7



Type 4 / Type K



Type 8



Type 9




Type J



Type M



Type P



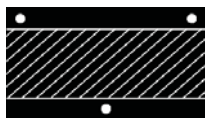
Type Q




Type U



Type V



Type C



Type R

selecting the insert type you need. Connectors (page 14 and Labeling (page 15) are available for all ModuLine Inserts.

ModuLine Standard - included in base cost

- Type 1** Punched for 1ea D3F, 1ea 3/8" dia
- Type 2** Punched for 2ea D3F, 2ea 3/8" dia
- Type 3** Punched for 3ea D3F, 1ea 3/8" dia
- Type 4** Punched for 4ea D3F
- Type 5** Punched for 1ea Neutrik, 1ea 3/8" dia
- Type 6** Punched for 2ea Neutrik, 2ea 3/8" dia
- Type 7** Punched for 3ea Neutrik, 1ea 3/8" dia
- Type 8** Blank insert
- Type 9** Punched for 4ea MultiPunch
- Type K** Punched for 4ea Neutrik

Connector compatibility:

Type 1, Type 2, Type 3, and Type 4 inserts accept connectors compatible with Switchcraft® D3F mounting configuration.

Type 5, Type 6, Type 7, and Type K inserts accept connectors compatible with Neutrik® D series mounting configuration, including Neutrik Speakon® NL4MP, Switchcraft® E series, and others.

MultiPunch position has a 3/8" center hole to accept 1/4" phono, RCA phono, F-type video, and more. A Greenlee® punch can also be used to enlarge it for other devices. The mounting holes are pre-punched for Switchcraft® D3F and D3M.

ModuLine Plus - additional cost

- Type J** Punched for Extron AAP double space device.
- Type M** Punched for 2ea Neutrik, 1ea VGA with pilot holes for optional audio.
- Type P** Punched for 1ea Decora device.
- Type Q** Punched for 2ea RJ11 or RJ45 connectors (Leviton QuickPort® or compatible).
- Type U** Punched for Extron MAAP double space device and 2ea Neutrik.
- Type V** Punched for 5ea BNC and 1ea 3.5mm with color-coded labeling for R, G, B, sync, composite or horizontal. Also includes pilot hole to convert audio to 2ea RCA phono connector. See website for TechNote TN19.

ModuLine Custom - additional cost

- Type C** Laser-cut to your specifications. Usable space is 4.5"w x 1.56"h. Fax a sketch or call for details.

ModuLine R Option - additional cost

- Type R** Includes UL® listed duplex receptacle (120VAC-15A), cover plate & all hardware to connect to a power system. The R Option is available on FMCA series only, and may not be ordered separately. Must be factory installed.