

Duoline® standard and plus inserts are fully interchangeable with all **TC Series** product. The table below will help in selecting the insert Type you need. Please call our technical support staff for free application assistance. We welcome the opportunity to serve you.


**Important Note: Connector compatibility**

Type A, and Type B Duoline® inserts accept connectors compatible with Switchcraft D\*F or "universal" style mounting configurations (Neutrik NC\*D, locking quarter inch, Speakon connectors, and similar connector types by Cliff, DGS, Image, etc.). MultiPunch® positions accept 1/4", RCA phono, F video, or with minor modification, a wide range of other industry standard connectors.

## Duoline Standard *Standard Inserts*


**Type A**

One XLR/One MultiPunch® position




**Type B**

Two XLR positions



**Type E**

Two MultiPunch® positions



**Type F**

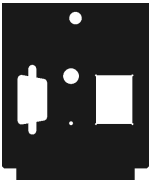
Blank insert (for custom configurations)



## Duoline Plus *Additional feature inserts*

**Type G**

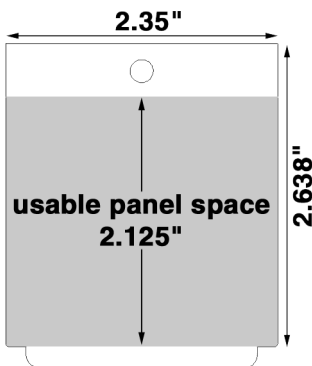
Type G is designed to accommodate video (HD15 VGA), audio (3.5mm mini), and data (RJ45) on one insert. Placement hole for easy field conversion of audio to two RCA connectors. Data position supports Leviton QuickPort or compatible connectors (see TechNote TN20 for more information on connector compatibility).



## Duoline Custom *Custom inserts*

Laser cut 16 gauge custom inserts are available in any configuration that will fit in the usable space as shown below. Please contact the factory for all your custom insert requirements.

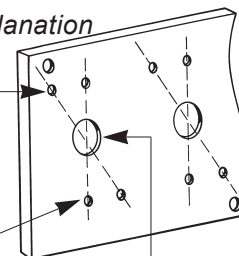
**Dimensional Data:** all dimensions nominal



## MultiPunch *explanation*

Switchcraft D\*F or equal connector mounting hole spacing.

Switchcraft D\*M or equal connector mounting hole spacing.



.375" hole fits Greenlee chassis punch drive screw

Available on selected Mystery Electronics products, the MultiPunch® hole pattern allows uniform installation of a wide variety of connectors and devices. With only minor modification, industry standards such as Switchcraft D\*F & D\*M, Cannon XLR, 1/4" phone, Mini "D\*F & D\*M, "F" type video, BNC, switches, fuseholders, lamps, and indicators, etc., can be combined on the same insert panel. Spacing of all connectors, plus mounting holes for male and female Switchcraft "D" style connectors are pre-punched. Perfect alignment is maintained, without tedious work by shop or field personnel. Enlarging the connector center hole, which is sized for a Greenlee punch drivescrew (.375") is all that is needed to affix the desired connector/device. MultiPunch® makes skewed, crooked connectors a thing of the past. Installation is fast and easy. MultiPunch® means simplified parts inventory, streamlined installs and more profit realized!